


“Every plank tells a story”



List of Contents

ABOUT PLANKTON FLOORS
PAGE 01

WHAT IS SPC PLANK ?
PAGE 03

MULTIPLE POSSIBILITIES
PAGE 05

SUPERIOR STRENGTH & INNOVATIVE PROCESS
PAGE 06

EXCEPTIONAL FEATURES
PAGE 07

COLLECTION

ECO-CRAFT ELEGANCE
PAGE 11

LUXI CORE LEGACY
PAGE 43

VIVA WOOD VENTURE
PAGE 63

INSTALLATION PROCESS
PAGE 69

TECHINICAL DETAIL
PAGE 70

PLANKTON
FLOORS

SPC FLOORINGS



CRAFTING FLOORING SOLUTIONS

With technological marvels as well as sustainable and ethical approach

Welcome to **PLANKTON FLOORS**, Gujarat's foremost SPC flooring innovator. Pioneering with German precision and Indian ingenuity, we're the region's first fully automated SPC flooring manufacturer. Holder of the coveted UNILIN's UNICLICK Technology patent, we offer environmentally conscious flooring solutions, blending German technology with Indian excellence. Dedicated to unparalleled quality and ethical values, every step on Plankton Floors reflects comfort, excellence, and a commitment to a greener, more responsible future.



1 lakh
sq. ft.
**Floor
Plan**

30 million
sq. ft.
**Production
Capacity**

30+
**Years of
Legacy**

50+
**Highly Skilled
Professional**



What Is SPC Plank ?

SPC (Stone Plastic Composite) flooring seamlessly merges the elegance of nature with structural resilience. Originating from the vision of replicating the solid aesthetics of traditional hardwood, it has now become widely accessible in the market. What sets it apart? An unwavering commitment to environmental protection and sustainability - each plank minimizing waste and maintaining an authentic appearance.

Enter the realm of SPC flooring, a groundbreaking alternative to conventional options. Beyond the limitations of wood and surpassing vinyl plank, it stands out with water-resistant and damp-proof attributes. Dive into the simplicity of DIY installations, where each plank effortlessly transforms spaces, delivering durability and innovation. As you embark on this flooring journey, anticipate a revolution in interior aesthetics, elevating your lifestyle to an elite benchmark.

Why SPC ?

1. Multiple Possibilities

Versatile SPC flooring suits any space, residential or public. Explore multiple sizes, laying patterns, and thickness options, allowing for personalized, durable, and stylish flooring solutions in diverse environments.

2. Superior Strength & Innovative Process

SPC flooring boasts superior strength and innovates through a cutting-edge process. Experience unmatched durability and resilience, making it the ideal choice for enduring and stylish flooring solutions.

3. DIY Product

Our SPC plank flooring has effortless installation and hassle-free experience that transform your space seamlessly.

3. Exceptional Features

SPC flooring excels with anti-slip properties, fire and termite resistance, easy installation, scratch resistance, and many more. These exceptional features make it the perfect choice for safety, durability, and aesthetics.

प्रकृति: रक्षति रक्षितः ।

Above Sanskrit saying means "Nature Protects Those Who Protect Nature" and we always strive to follow it with dedication. Our company follows this principle in the production process. Our products, crafted from discarded waste, exemplify eco-friendliness, contributing to pollution reduction and a greener planet.



RENEW

Carbon-Reducing Raw Material



REDUCE

Minimizes energy usage and waste in manufacturing



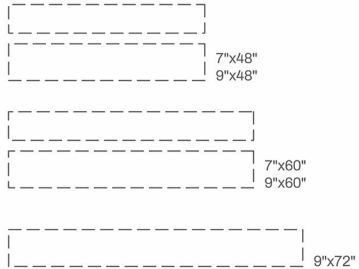
RECYCLE

Produces 100% easily recyclable floorings only

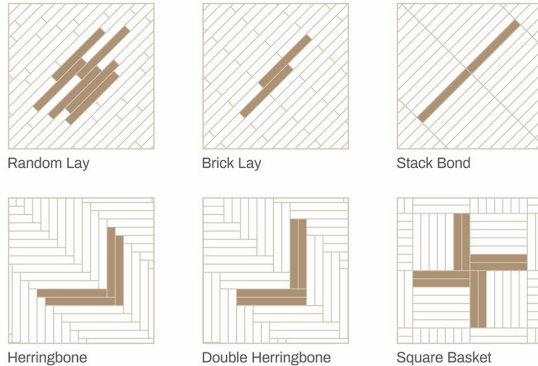
Multiple Possibilities

Our flooring has applications from indoor to outdoor, multi-size, and multiple thicknesses making us the versatile choice for every space.

Sizes



Laying Solutions



Application

Indoor application where SPC flooring can be placed:

Residential:
Kitchen | Living room | Bedroom | Club House

Commercial:
Retail Shops | Restaurant | Cafes | Gym | Spa | Dance Studio | Airport | Office | School

Superior Strength & Innovative Process

We boast a robust 5-layer structure, ensuring strength with advanced technological processes in each layer making it the epitome of durability, innovation and modern flooring excellence.

1. Finish UV Coating

This top/surface layer of an SPC floor is designed to prevent discoloration, micro scratches and UV radiation.

2. Wear Layer

Strong wear-resistance from foot tracks and make the surface scratch resistance.

3. HD Wooden decor film


Regardless of natural wood or stone structure, **PLANKTON FLOORS SPC** offers a variety of beautiful designs. That will better showcase your individual style and personality.

4. Solid Polymer Core board

This core is made from a combination of natural limestone powder and stabilizers, ensuring a stable and waterproof performance for the floor.

5. IXPE Padding

Better sound absorption and excellent underfoot feeling.



DIY Product

Easy & Hassle Free Installation



PLANKTON FLOOR is the license holder of a patent for UNILIN's UNICLICK technology for easy and fast installation which can be conducted by DIY method. This technology makes it easy for our customers to install our flooring products without the need for professional help.



Exceptional Features

Our SPC flooring has multiple excellent features that prove our world-class quality and ensure its long life and aesthetic appeal.



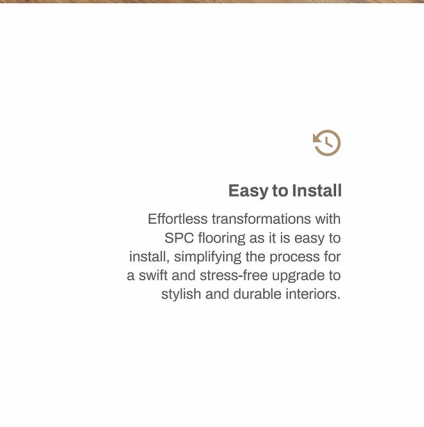
Water Resistant

SPC flooring, with its water-resistant marvel, transforms spaces seamlessly, ensuring durability and beauty even in the face of moisture challenges.



Highly Durable

Unmatched durability defines SPC flooring. Elevate your spaces with a flooring solution that withstands the test of time, promising enduring excellence and style at every step.



Easy to Install

Effortless transformations with SPC flooring as it is easy to install, simplifying the process for a swift and stress-free upgrade to stylish and durable interiors.



Scratch Resistant

SPC flooring is a resilient choice with scratch-resistant brilliance. Embrace a worry-free experience as every step maintains the pristine appeal, ensuring enduring beauty in every space.





Anti Slippery

Experience safety and style with SPC flooring as its anti-slip features ensure secure footing, making it the ideal choice for spaces that prioritize both aesthetics and precaution.



Fire Resistant

Secure elegance with SPC flooring as it is fire-resistant and stylish. Elevate your space with confidence, knowing it combines safety and aesthetics for enduring beauty and protection.



Sound Insulation

Silence with style as we have noise-proof features creating tranquil spaces, ensuring a serene environment with every step. Elevate with quiet elegance.



Non-Volatile

Craft a safe haven for children with non-volatile SPC flooring. Unleash creativity and playfulness in a secure environment.



Stain Resistant

Experience the stylish and stress-free charm of SPC flooring, boasting stain resistance for easy maintenance and allowing you to embrace beauty without worry in every space



This feature makes it the perfect choice for any flooring and better than conventional flooring like tiles or natural stones.

ECO - CRAFT ELEGANCE

Immerse your space in stunning design and captivating shades, all while embracing eco-friendliness, durable and non-toxic materials that come in many sizes. Elevate your surroundings with the perfect blend of style, sustainability, and sophistication.

Sizes



7"x48"
9"x48"

Thickness

4mm & 5mm





ECO - CRAFT
ELEGANCE

PLANKTON
FLOORS

AURORA CRAFT

SIZE
7"x48"
9"x48"

THICKNESS
4.0mm
5.0mm

UNDERPAD
OPTION
1.0mm & 1.5mm

Click
Here
for 360°



CLASSIC SCARBOROUGH

SIZE
7"x48"
9"x48"

THICKNESS
4.0mm
5.0mm

UNDERPAD
OPTION
1.0mm & 1.5mm

Click
Here
for 360°





DIY

ECO - CRAFT
ELEGANCE


PLANKTON
FLOORS

ENIGMA WOODCRAFT

SIZE
7"x48"
9"x48"

THICKNESS
4.0mm
5.0mm

UNDERPAD
OPTION
1.0mm & 1.5mm



ETHERIAL HORIZON

SIZE
7"x48"
9"x48"

THICKNESS
4.0mm
5.0mm

UNDERPAD
OPTION
1.0mm & 1.5mm

Click
Here
for 360°





ECO - CRAFT
ELEGANCE

PLANKTON
FLOORS

GRANITE MAJESTY

SIZE
7"x48"
9"x48"

THICKNESS
4.0mm
5.0mm

UNDERPAD
OPTION
1.0mm & 1.5mm



HERITAGE OAK

SIZE
7"x48"
9"x48"

THICKNESS
4.0mm
5.0mm

UNDERPAD
OPTION
1.0mm & 1.5mm

Click
Here
for 360°





DIY

ECO - CRAFT
ELEGANCE

PLANKTON
FLOORS

JEFFERSONIAN OAK

SIZE
7"x48"
9"x48"

THICKNESS
4.0mm
5.0mm

UNDERPAD
OPTION
1.0mm & 1.5mm

Click
Here
for 360°



LEGACYWOOD OILGLOW

SIZE
7"x48"
9"x48"

THICKNESS
4.0mm
5.0mm

UNDERPAD
OPTION
1.0mm & 1.5mm

Click
Here
for 360°



LEGACYWOOD OILGLOW

DIY

ECO - CRAFT
ELEGANCE

PLANKTON
FLOORS

OBSIDIAN NOIR ELEGANCE

SIZE
7"x48"
9"x48"

THICKNESS
4.0mm
5.0mm

UNDERPAD
OPTION
1.0mm & 1.5mm



PATRIOT'S MEMORIAL SILVER

SIZE
7"x48"
9"x48"

THICKNESS
4.0mm
5.0mm

UNDERPAD
OPTION
1.0mm & 1.5mm

Click
Here
for 360°





ECO - CRAFT
ELEGANCE


PLANKTON
FLOORS

PLANKTONIC RESELIENCE OAK

SIZE
7"x48"
9"x48"

THICKNESS
4.0mm
5.0mm

UNDERPAD
OPTION
1.0mm & 1.5mm



ROUTE-66 ODYSSEY

SIZE
7"x48"
9"x48"

THICKNESS
4.0mm
5.0mm

UNDERPAD
OPTION
1.0mm & 1.5mm

Click
Here
for 360°





DIY

ECO - CRAFT
ELEGANCE

PLANKTON
FLOORS

SANKOFA WOOD CRAFT

SIZE
7"x48"
9"x48"

THICKNESS
4.0mm
5.0mm

UNDERPAD
OPTION
1.0mm & 1.5mm

Click
Here
for 360°



WOODLAND SYMPHONY

SIZE
7"x48"
9"x48"

THICKNESS
4.0mm
5.0mm

UNDERPAD
OPTION
1.0mm & 1.5mm

Click
Here
for 360°



LUXI - CORE LEGEY

Indulge in opulence with our lavish collection. Our planks boast luxurious designs, textures, and shades seamlessly blended with nature's touch. Versatility in sizes and thickness enhances spaces, creating an atmosphere of everlasting legacy.

Sizes



7"x60"
9"x90"

Thickness

5mm & 8mm





LUXI - CORE
LEGE CY

PLANKTON
FLOORS

ATLANTIC SHADOWWOOD

SIZE
7"x60"
9"x60"

THICKNESS
5.0mm
6.0mm

UNDERPAD
OPTION
1.5mm



COASTAL ELEGANCE

SIZE
7"x60"
9"x60"

THICKNESS
5.0mm
6.0mm

UNDERPAD
OPTION
1.5mm

Click
Here
for 360°





LUXI - CORE
LEGEY

PLANKTON
FLOORS

GOLDEN HARVEST OAK

SIZE
7"x60"
9"x60"

THICKNESS
5.0mm
6.0mm

UNDERPAD
OPTION
1.5mm

Click
Here
for 360°



GOLDEN SEQUIO GLOW

SIZE
7"x60"
9"x60"

THICKNESS
5.0mm
6.0mm

UNDERPAD
OPTION
1.5mm

Click
Here
for 360°



GOLDEN SEQUIO GLOW



LUXI - CORE
LEGECEY

PLANKTON
FLOORS

ITALIANO FESTA WOOD

SIZE
7"x60"
9"x60"

THICKNESS
5.0mm
6.0mm

UNDERPAD
OPTION
1.5mm



MARINE SLATE

SIZE
7"x60"
9"x60"

THICKNESS
5.0mm
6.0mm

UNDERPAD
OPTION
1.5mm

Click
Here
for 360°



DIY



LUXI - CORE
LEGEY


PLANKTON
FLOORS

SUBAQUEOS ONYX

SIZE
7"x60"
9"x60"

THICKNESS
5.0mm
6.0mm

UNDERPAD
OPTION
1.5mm




SWIFTSTYLE OAK

SIZE
7"x60"
9"x60"

THICKNESS
5.0mm
6.0mm

UNDERPAD
OPTION
1.5mm

Click
Here
for 360°



VIVA - WOOD VENTURE

Immerse your space with our planks, so that artistic patterns, captivating designs, and stunning shades bring nature into your home. Being durable, it redefines your living spaces with a perfect blend of aesthetics & resilience

Sizes



9"x72"

Thickness

6mm





VIVA - WOOD
VENTURE

PLANKTON
FLOORS


APPALACHIAN HERITAGE



SIZE
9"x72"

THICKNESS
6.0mm

UNDERPAD
OPTION
1.5mm



WHISPERING ZEPHYR

SIZE
9"x72"

THICKNESS
6.0mm

UNDERPAD
OPTION
1.5mm

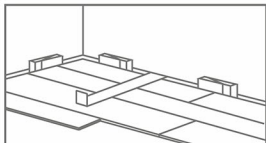
Click
Here
for 360°




DIY

Installation Process

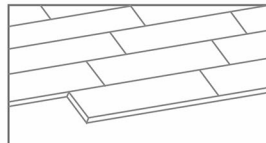
Preparation



Tools needed: spacers, utility knife, tape measure, I-square and, if needed, a handsaw and tools for repair/ preparation of the subfloor. The SPC floor is made to be installed floating without being glued or nailed down; use the Spacing wedges to leave an open

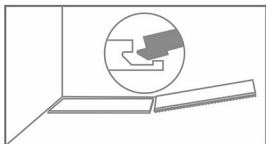


expansion space of about 8 mm around the perimeter and any fixed objects. The floor must be able to move freely – do not connect or install securely to any part of the building. Measure the area where the floor will be installed, making sure to consider the perimeter

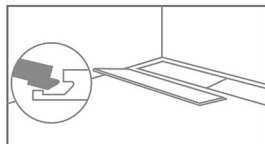


expansion space of 8mm, and decide the direction for installation. It is recommended to install the slats along the length direction of the boards, parallel to the Main direction of light. In narrow corridors, install the floor parallel to the long side.

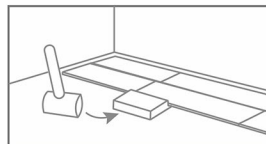
Laying



Start laying the floor in the left corner. Place an 8 mm spacer against the left wall and position the board against the spacer with the groove side exposed. Press the next plank into a corner so that the short side tab lines up with the short side groove of the first plank. Then lay it down. Continue the first line



like this. At the end of the first row, place an 8 mm spacer against the wall and measure the distance to get the length needed for the last plank. To cut, align a square (with an L-shaped right angle) to the edge at the mark where you would like to cut. Make a mark along the edge of the L-square to

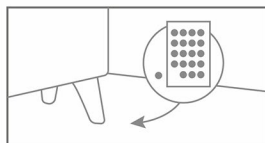


“mark” the board. Then cut along the line with a blade / saw to separate into two pieces. For the installation of the second row it is recommended to start with a board with a length equal to 2/3 of its extension.

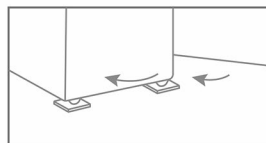
First use and maintenance



After being laid, the floor needs a final cleaning before arranging the furniture. Wipe surface with a damp cloth, warm water and natural detergent. It is not recommended to drag heavy objects on



the newly laid surfaces, especially without the use of a special felt pads. To clean SPC vinyl surfaces daily, just treat the floor like any other, sweeping it with a broom or vacuum cleaner



frequently and working it normally. It will not be treated like real wood: do not use dust-catching detergents or special waxes, as they will have no effect on the surface.

Technical Details

CHARACTERISTICS	STANDARDS			
	EN	Result	ASTM	Result
Size	EN 427	Pass	ASTM F536	Pass
Overall Thickness	EN 428	Pass	ASTM F36	Pass
Wear Layer Thickness	EN 429	Pass	ASTM F410	Pass
Dimension Squareness and Straightness	EN 427	Pass Squareness:0.8mm Straightness:0.07mm		
Chemical Resistance	EN 423	Pass	ASTM F925, ASTM F1344	Pass
Colour Fastness to Artificial Light	EN20105:B02 Method A	Pass,> Grade 6	ASTM F1515	Pass
Heat Stability by Color Change			ASTM F1514	Pass
Castor Chair Suitability	EN 425	Pass		
Residual Indentation	EN 433	Pass,0.06mm	ASTM F1914, ASTM F970	Pass
Abrasion Group	EN 660-1/2	Group T	ASTM F510, ASTM D3384	Pass
Impact Resistance			ASTM F 1265, ASTM D2632	Pass
Dimensional Stability	EN 434	Pass	ASTM F2199	Pass,0.1%
Sound Reduction	ENISO717-2(ΔLw)	2 dB		
Flexibility	EN 435 Method A	Pass		
Slip Resistance	EN 13893	Class DS	ASTM F137	Pass
Electrical Resistance	EN 1081 Method C	Pass	ASTMD2047-93	Pass
Thermal Resistance	EN 12664	Pass	ASTM F150-06	Pass
Toxic Element Test	EN 71-3	Pass. Not toxic. Does not contain heavy metal and formaldehyde		
Behaviour to Fire	ENISO11925-2 EN13501-1 EN ISO 9239-1		ASTM E648- 06	Pass
Smoke Density		Bf1-S1	ASTM E662	Pass,<450

TILEQUE SURFACES LLP.

Factory Address:

Survey No -123 Paiki 1, B/H, Bharat Petrol Pump,
Khakharechi Road, Maliya Halvad S.H.- 7, Aniyari,
Dist:-Morbi-363630, Gujarat, India.

Corporate Office Address:

C-302, Titanium Square, Nr. Thaltej Cross Road,
Thaltej, Ahmedabad-380054, Gujarat, India.

• Export Inquiry:

export@planktonfloors.com
+91 78618 66347 / 48

• Domestic Inquiry:

domestic@planktonfloors.com
+91 78618 66349

Call: +91 78618 66350

info@planktonfloors.com | www.planktonfloors.com



Click Here to
Visit Website

